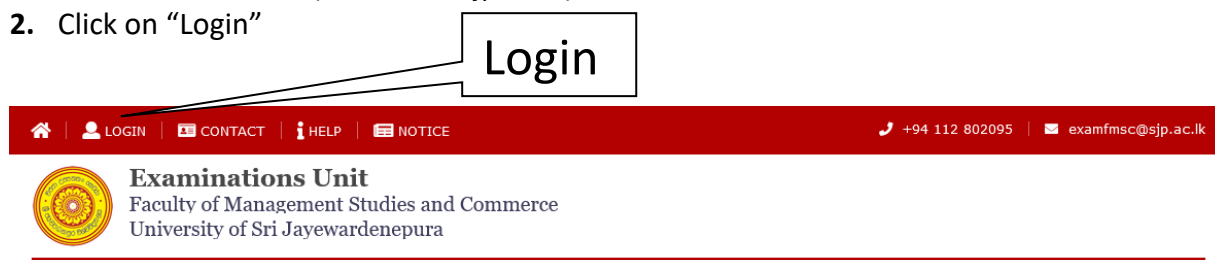


Activate the student account on the FMSC Examination System

It is compulsory for all undergraduate students of the faculty to activate his/her account after receiving his/her index number from the faculty. If you are accessing your account for the first time, you can activate your account by accessing the website examfmsc.sjp.ac.lk where by your username and password will be your index number and registration number, respectively.

Instructions

1. Go to the web site (examfmsc.sjp.ac.lk)
2. Click on “Login”



3. Enter your credentials to access the system
 1. Username
 2. Password
 3. Security Text
 4. Click “Login”.

Please enter your credentials to access the system

Username

Password

ogsuj

code


Enter the letters as they are shown in the image above

Login

Note: Your index number (CPM) is your **username** and your registration number (MC) is your default **password**.

4. Enter your email address

Email Verification




Email

Enter your email address

5. Click on the "Request Verification Code" Button
6. Go to your email and get your verification code
7. Enter the verification code

Email Verification



Enter your email address

Verification Code

Enter your verification code

8. Click on the "Verify Me" button

Very Important:

Once you access the account for the first time, change your password.